



Town of  
East Gwillimbury

# 2009 Photo Contest



Our Web Site Advisory Committee is hosting another Photo Contest.

**Capture the unique character that makes our  
Town a great place to live.**

Check out [www.eastgwillimbury.ca](http://www.eastgwillimbury.ca) and you will see many 2007 contest photos enhancing our front page design. Click refresh to see more photos.

Prizes are available to be won under  
the following categories:

*Laughter and Leisure*

*Streetscapes, Old or New*

*People on the Move*



For Official Contest Rules, visit [www.eastgwillimbury.ca](http://www.eastgwillimbury.ca) and click on the photo contest link. Contest packages may also be picked up from the Civic Centre office in Sharon or either branch of the East Gwillimbury Library.

For further information send an email to [photos@eastgwillimbury.ca](mailto:photos@eastgwillimbury.ca)  
Entries will be accepted from November, 2008 thru to May 29, 2009.





Town of  
**East Gwillimbury**



## 2009 Photo Contest

# OFFICIAL CONTEST RULES

**CATEGORIES:** *Laughter & Leisure*  
*Streetscapes, Old or New*  
*People on the Move*

**HOW TO ENTER:** There are no fees required or age limit to enter. Both professional and amateur photographers are welcome. E-mail your photos to [photos@eastgwillimbury.ca](mailto:photos@eastgwillimbury.ca). Alternatively, drop off your clearly-labeled CD to the Civic Centre in Sharon, Attention: Website Advisory Committee.

**NUMBER OF PHOTOS:** Contestants may enter a maximum of ten photos.

**PHOTO IDENTIFICATION:** Electronically identify each photo with its name, category, and your name (see Appendix 1)

**PHOTO USAGE:** Photos or CD's will not be returned. All entries (including non-winning entries) may be selected for publishing/reprinting solely for the Town of East Gwillimbury promotional uses. **By entering a photo in the contest you are granting us permission to publish the photos and are verifying that you have received consent from all subjects or legal guardian of the subject if the subject is a minor. A minor is 12 years old or under. All photographs become the property of the Town of East Gwillimbury and your photos will not be sold to any 3<sup>rd</sup> parties.**

**FORMATTING:** Acceptable format includes digital photos by e-mail submission or CD's. Please do not enter film negatives, slides or prints. For all images, please save your files in jpeg or tiff format (300 dpi in RGB colour).

**WINNERS:** The winners will be publicly announced in late summer 2009, venue to be announced. The winners will be called in advance and invited to the event to receive his/her prize.

**PRIZES:** Prizes will be awarded for 1<sup>st</sup>, 2<sup>nd</sup> and 3<sup>rd</sup> place.

**ORIGINALS ONLY:** Photos must be submitted by the original photographer, or with consent of the original photographer, and not previously published or sold or right-protected.

**CONTENT:** Photos must be appropriate. Questionable content will not be considered. The Town of East Gwillimbury retains discretion rights to what is deemed as inappropriate or questionable content.

**ELIGIBILITY:** Town of East Gwillimbury employees and their immediate family members are not eligible to win. However, they are encouraged to submit photos for our collection.

**JUDGING:** Creativity, quality and depiction of the theme will be considered in the judging process. The judges will consist of members of the Website Advisory Committee. The judges' decision is final, and members of the public will be informed when the finalists are posted. The process for judging will also include on-line voting by the community.

**DEADLINE FOR SUBMISSIONS: May 29, 2009**



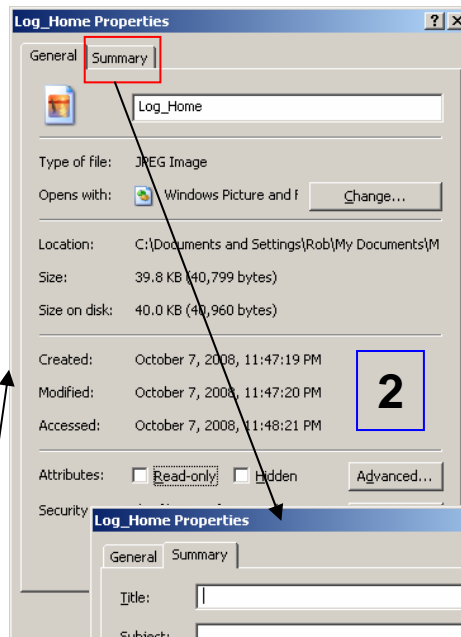
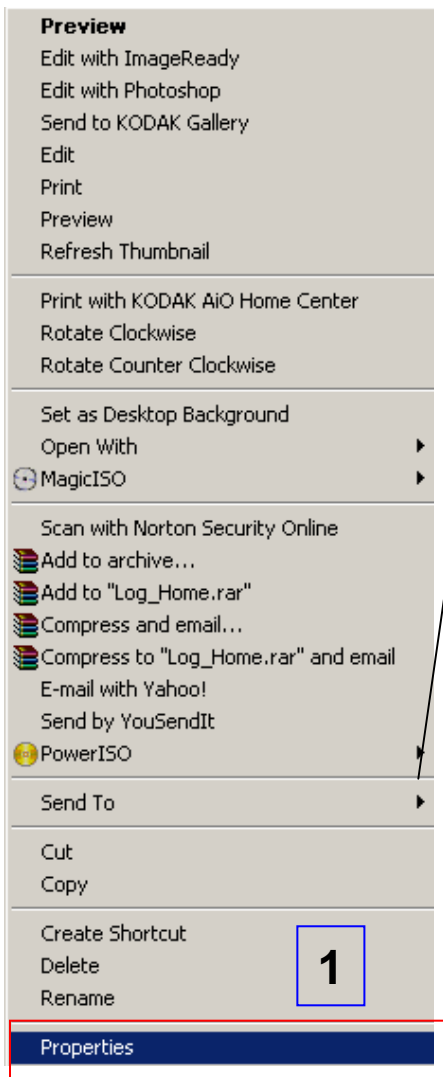
"Our town, Our future"  
19000 Leslie Street, Sharon, Ontario L0G 1V0 Tel: 905-478-4282 Fax: 905-478-2808  
[www.eastgwillimbury.ca](http://www.eastgwillimbury.ca)



# Image from eastwillimbury.ca website homepage.

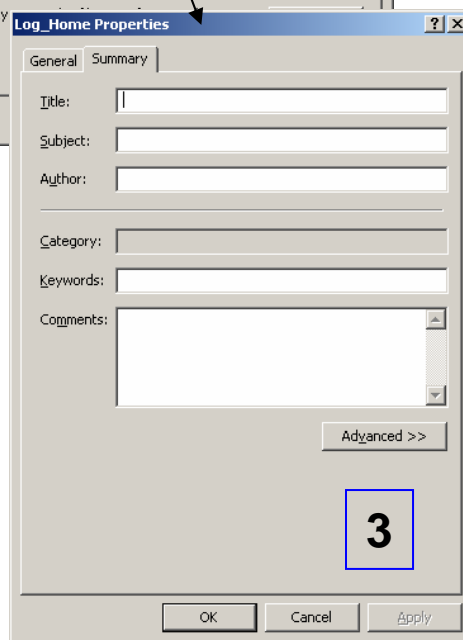


**STEP 1** - To view the properties window of an image on a PC that is saved on your local machine, use the right mouse button and click on the image and select "Properties" (bottom of menu).



**STEP 2** - Select the "Summary" tab in the new window and enter the required information including Title, Subject, Author, Category, Keywords and Comments.

You can also use the "Advanced" button to enter this info and to get additional info.



**STEP 3** - Press the OK button at the bottom of the Summary window to save your changes.