

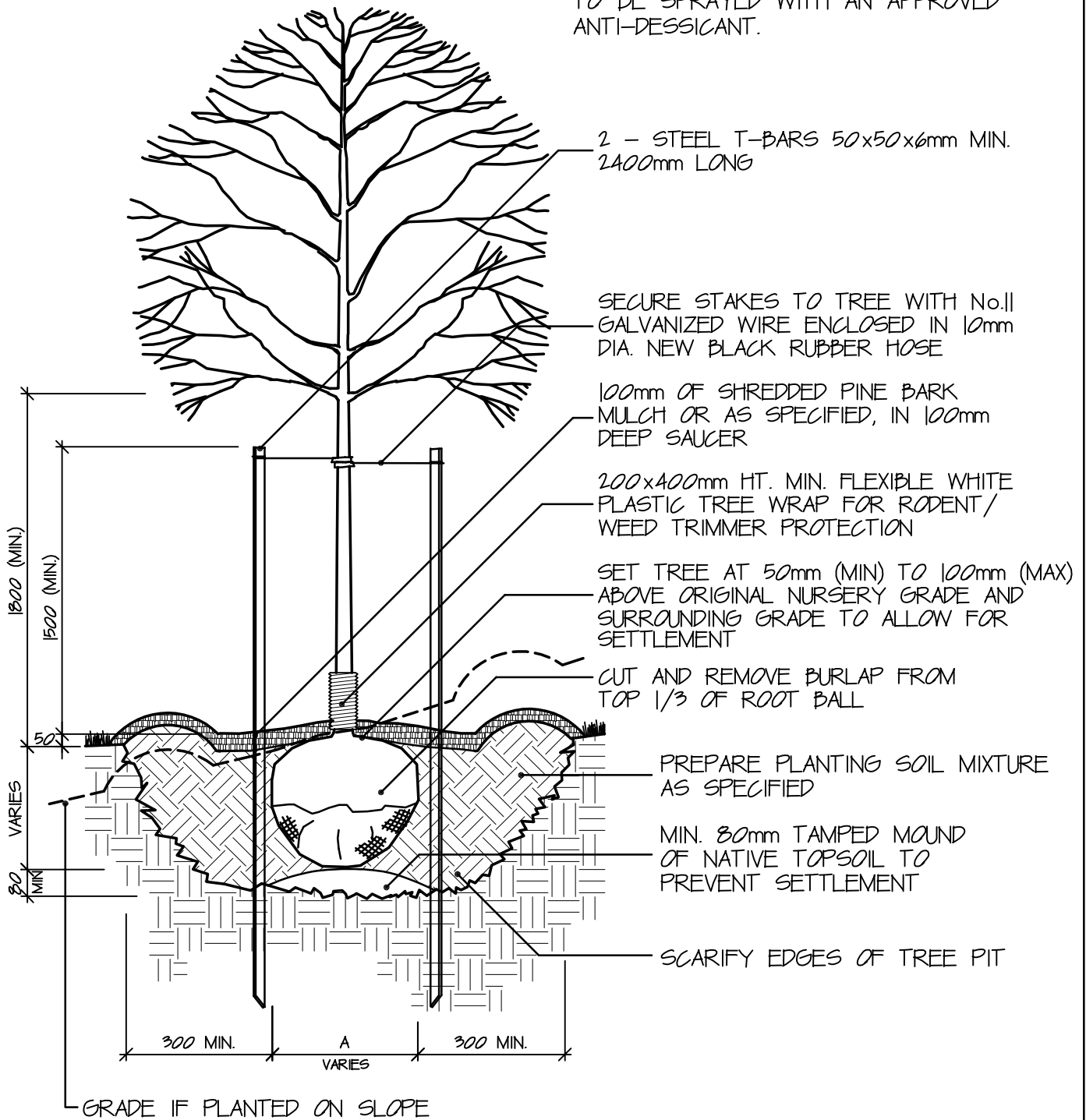
TREE STAKES TO BE REMOVED AFTER ONE FULL YEAR FROM TIME OF SUBSTANTIAL COMPLETION.

WATER DEEPLY FOLLOWING PLANTING AND ONCE WEEKLY DURING DRY PERIODS.

REMOVE ONLY DEAD OR BROKEN BRANCHES.

DO NOT CUT LEADER.

IF PLANTED IN FULL LEAF, THE TREE IS TO BE SPRAYED WITH AN APPROVED ANTI-DESSICANT.



Town of East Gwillimbury

DECIDUOUS TREE PLANTING

STANDARD DETAIL

APPROVED	DWG. No.
REVISION No.	201
DATE	
2009	

TREE STAKES TO BE REMOVED AFTER ONE FULL YEAR FROM TIME OF SUBSTANTIAL PERFORMANCE.

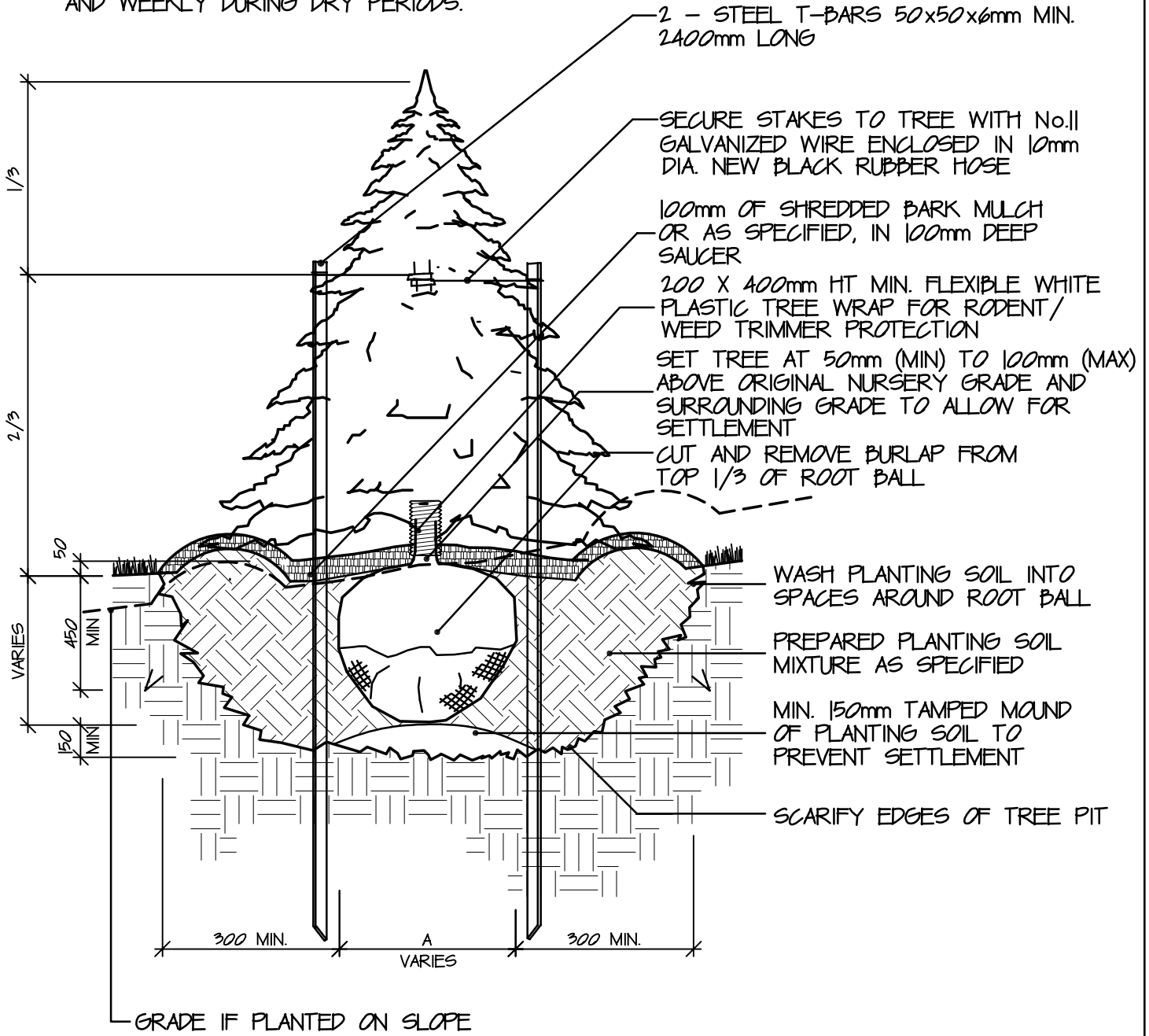
REMOVE ONLY DEAD OR BROKEN BRANCHES.

DO NOT CUT LEADER.

REMOVE TREE WRAP AT TIME OF STAKING

WATER DEEPLY FOLLOWING PLANTING AND WEEKLY DURING DRY PERIODS.

PROVIDE 3 STAKES SPACED EQUALLY FOR GOOD TREE SUPPORT. STAKE HEIGHT TO BE 2/3 OF TREE HEIGHT. ALL STAKES TO HAVE ONE COAT OF OLYMPIC STAIN No. 708 OR APPROVED EQUAL, APPLIED TO MANUFACTURER'S SPECIFICATIONS.



Town of East Gwillimbury

CONIFEROUS TREE PLANTING

STANDARD DETAIL

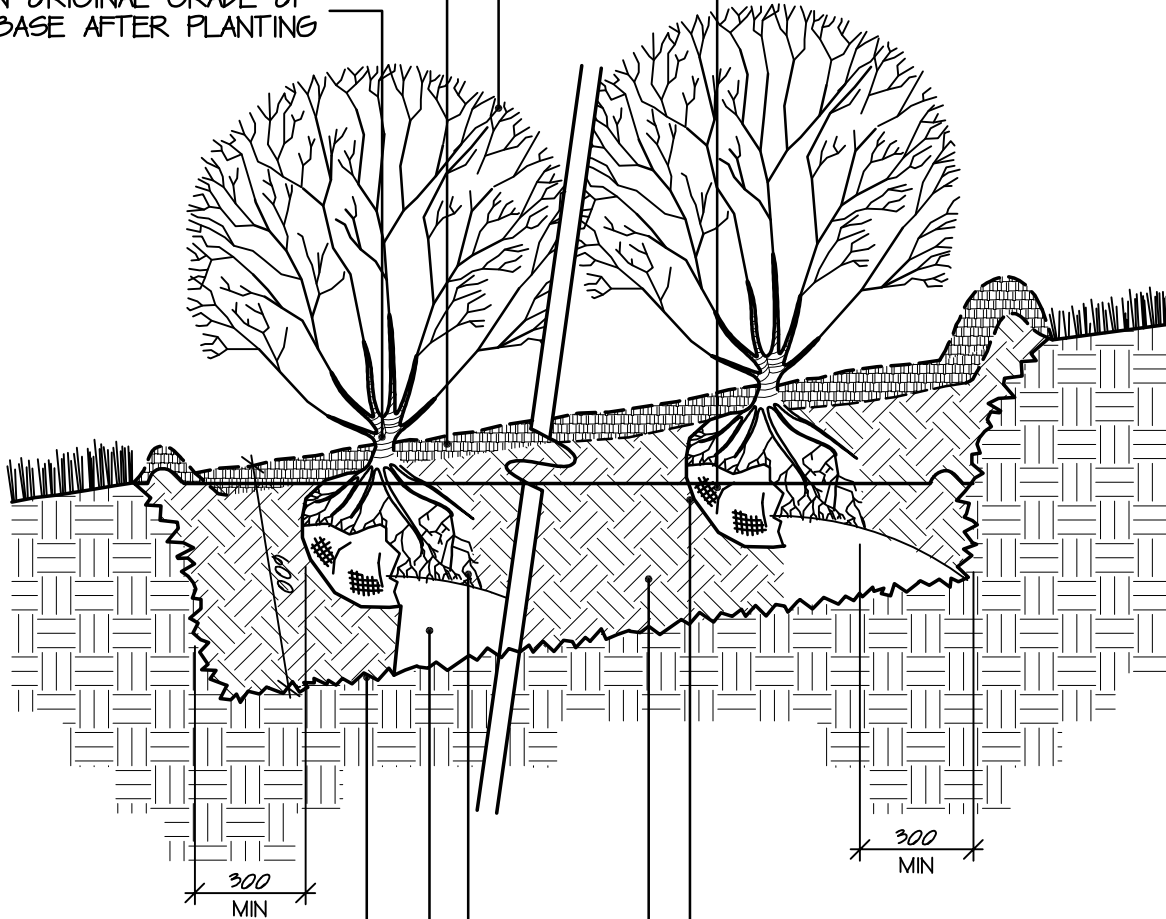
APPROVED	DWG. No.
REVISION No.	202
DATE	
2009	

THIN BRANCHES BY 1/3 RETAINING ORIGINAL PLANT SIZE AND FORM TYPICAL OF SPECIES

100mm OF SHREDDED BARK MULCH OR AS SPECIFIED, IN 100mm DEEP SAUCER

MAINTAIN ORIGINAL GRADE OF SHRUB BASE AFTER PLANTING

BALL & BURLAP - CUT AND REMOVE BURLAP FROM TOP 1/3 OF ROOT BALL
BARE ROOT - SPREAD ROOTS EVENLY OVER TAMPED MOUND OF PLANTING SOIL. WORK SOIL BETWEEN ROOTS



SCARIFY EDGES OF PIT

MIN. 150mm TAMPED MOUND OF PLANTING SOIL TO PREVENT SETTLEMENT

CLEANLY PRUNE ALL DAMAGED ROOT ENDS

WASH PLANTING SOIL INTO SPACES AROUND ROOT BALL

PREPARED PLANTING SOIL MIXTURE AS SPECIFIED



Town of East Gwillimbury

**SHRUB PLANTING
- CONTINUOUS BED**

STANDARD DETAIL

APPROVED


REVISION No.

DATE

2009

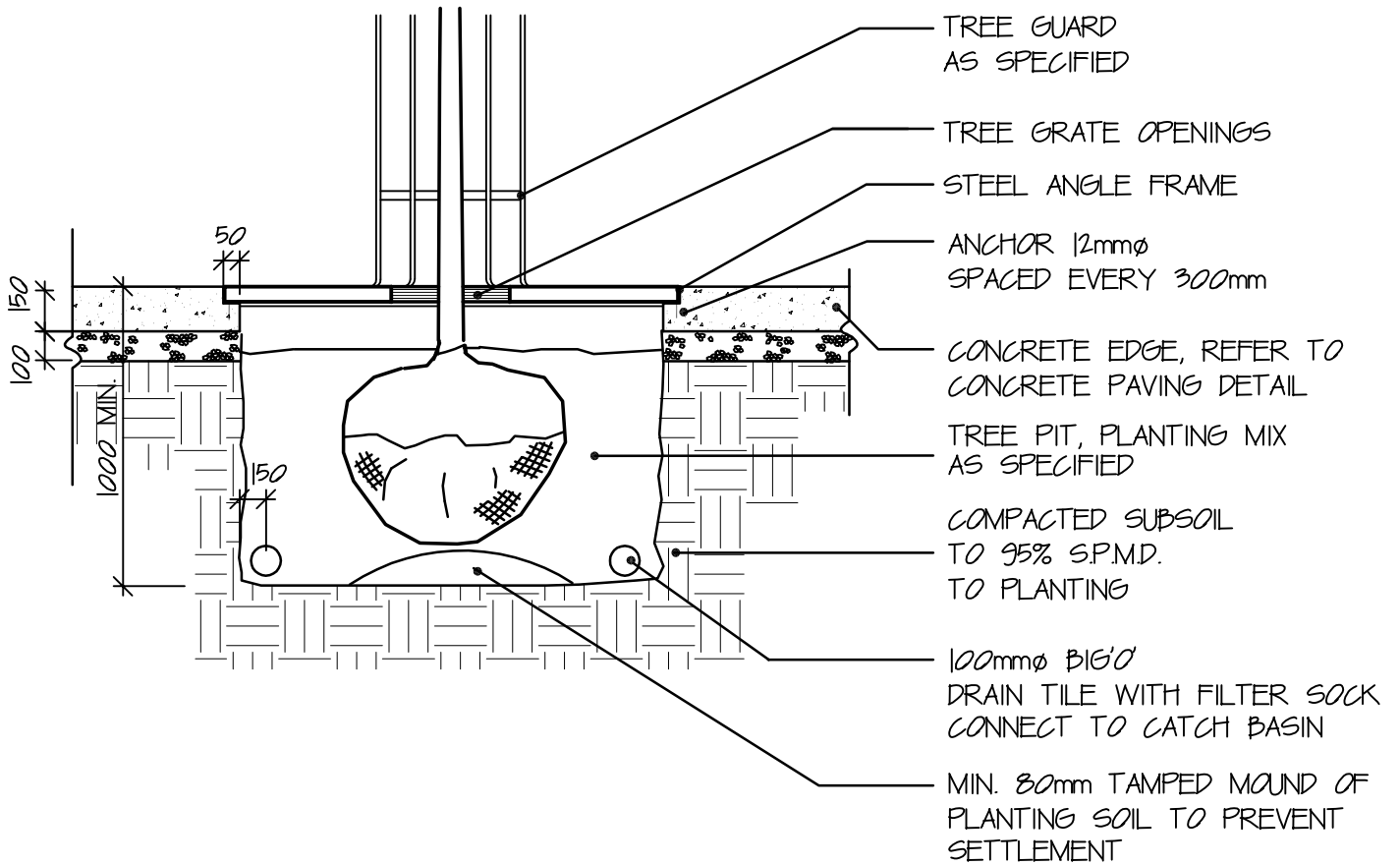
DWG. No.

203



TREE GRATE
AS SPECIFIED

NOTE: FRAMES MUST BE POSITIONED BEFORE CONCRETE IS
POURED AND MUST BE LEVEL TO PREVENT ANY ROCKING OF
TREE GRATES.



Town of
East Gwillimbury

**TREE PIT,
GRATE & GUARD**

STANDARD DETAIL

APPROVED

DWG. No.

REVISION No.

204

DATE

2009

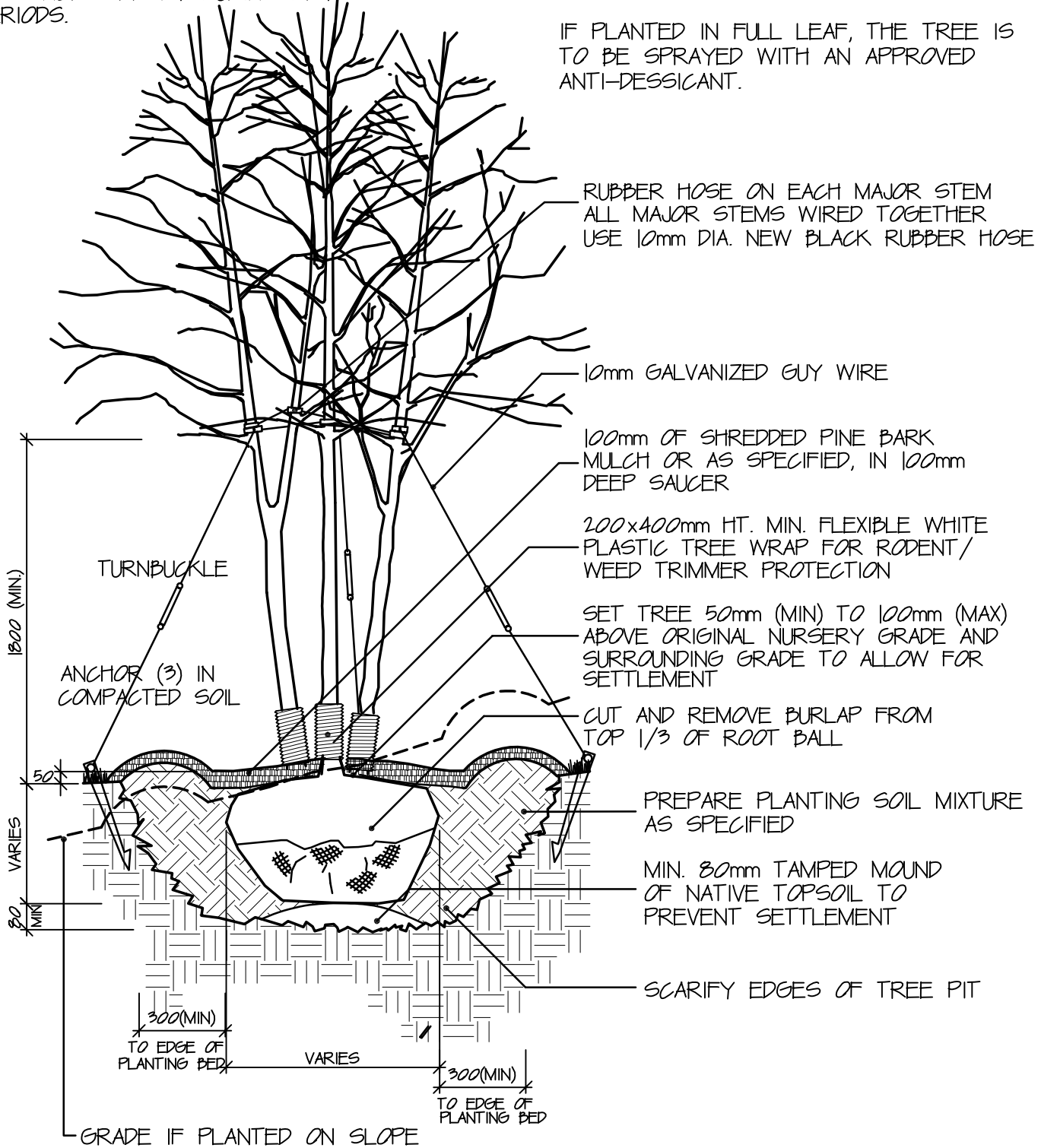
GUYS & ANCHORS TO BE REMOVED AFTER ONE FULL YEAR FROM TIME OF SUBSTANTIAL COMPLETION.

WATER DEEPLY FOLLOWING PLANTING AND ONCE WEEKLY DURING DRY PERIODS.

REMOVE ONLY DEAD OR BROKEN BRANCHES.

DO NOT CUT LEADERS ON EACH STEM.

IF PLANTED IN FULL LEAF, THE TREE IS TO BE SPRAYED WITH AN APPROVED ANTI-DESSICANT.



Town of East Gwillimbury

**MULTI-STEMMED
DECIDUOUS TREE PLANTING
SECURED WITH GUY WIRES**

STANDARD DETAIL

APPROVED

DWG. No.

REVISION No.

205

DATE

2009